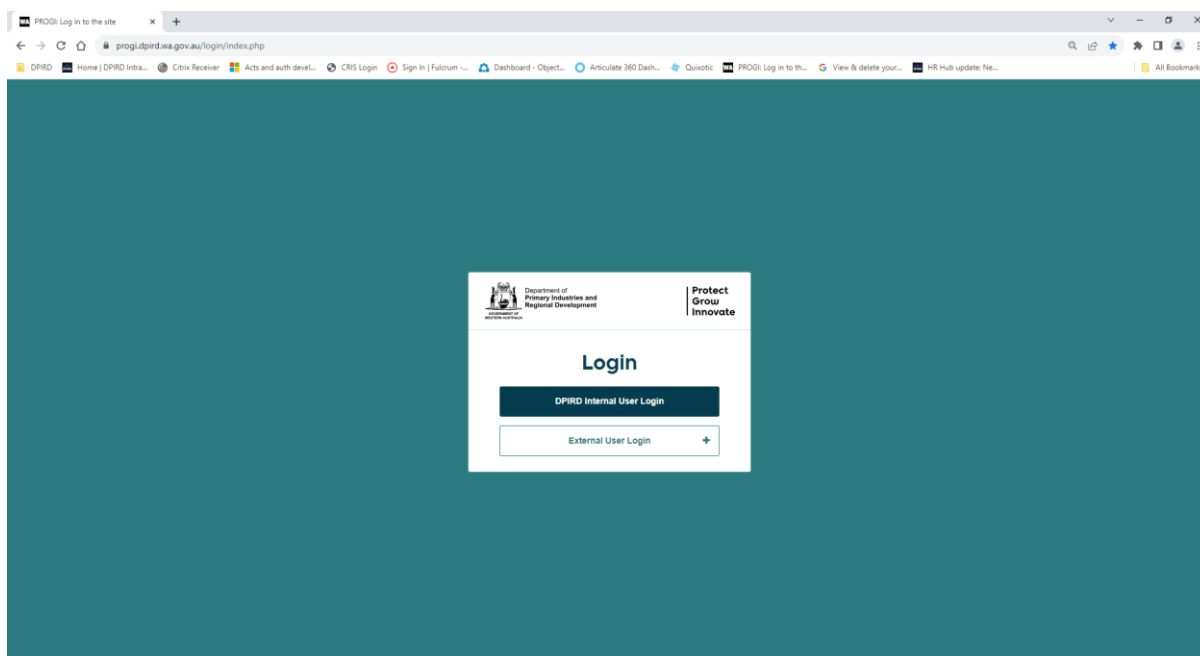


Tip sheet for Progi portal

For 1080, strychnine and RHDV1-K5 training

1. Go to the Progi website (<https://progi.dpird.wa.gov.au/login/index.php>)
2. Click on 'External User Login'.



3. Click on 'Create new account'.
4. Enter your details. Please note that fields marked with * are mandatory.

New account

Welcome to the Department of Primary Industries and Regional Development (DPIRD) learning system, Progi.

After creating your account, you will receive an email to verify your account.

Support and Contact

If you are an external learner, please contact our Governance and Standards online learning co-ordinator on compliance.idcards@dpird.wa.gov.au or 9363 4045.

If you work for DPIRD, please contact OrganisationalDevelopment@dpird.wa.gov.au or raise a request on MYS.

There are required fields in this form marked *.

▼ Collapse all

▼ Choose your username and password

Email address*

The password must have at least 12 characters, at least 1 digit(s), at least 1 lower case letter(s), at least 1 upper case letter(s), at least 1 non-alphanumeric character(s) such as *, -, ., or #

Password*

Unmask

▼ More details

First name*

Surname*

City/town

- Please read the 'Site policy agreement' and ensure you understand it. Tick the check box to agree to it. Complete the security question under reCAPTCHA. Then click on 'Create my new account'.

Mobile phone

▼ Date of Birth and Other Fields

Date of birth*

27 November 2023

▼ Site policy agreement

Link to site policy agreement

I understand and agree*

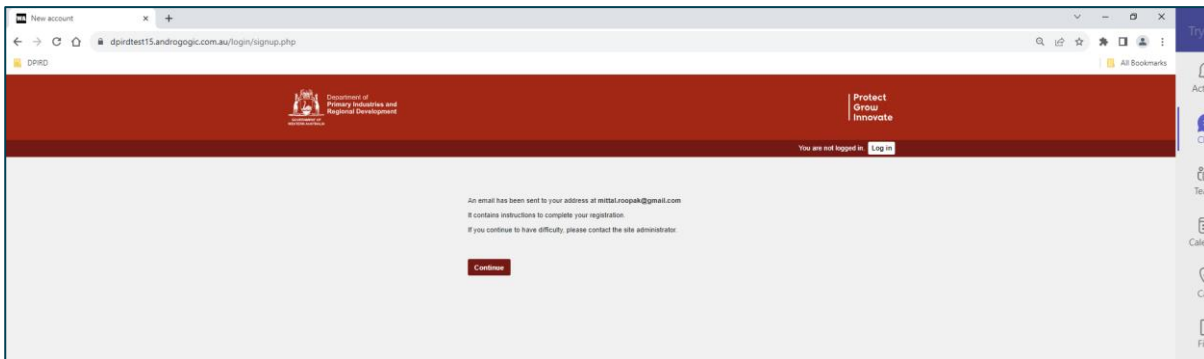
Security question ⓘ

I'm not a robot

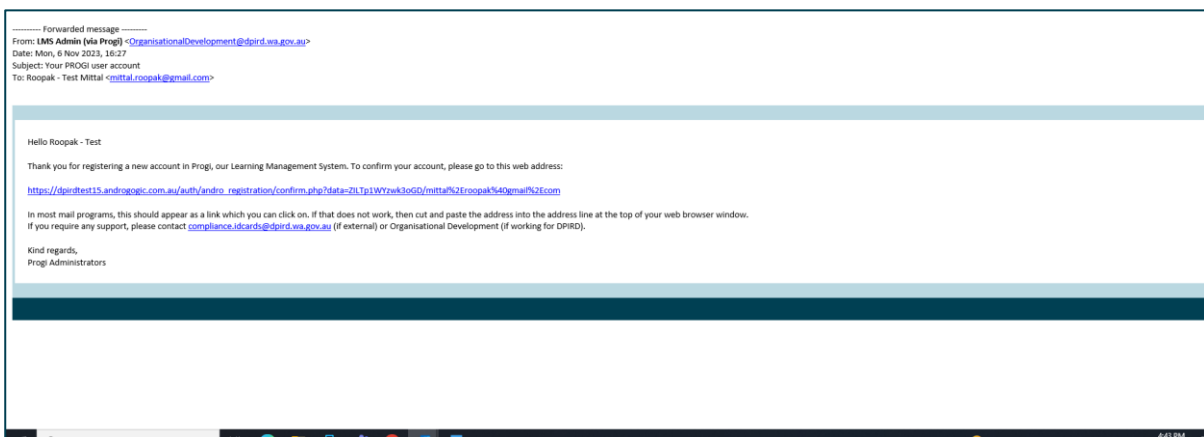
reCAPTCHA
Privacy · Terms

Create my new account Cancel

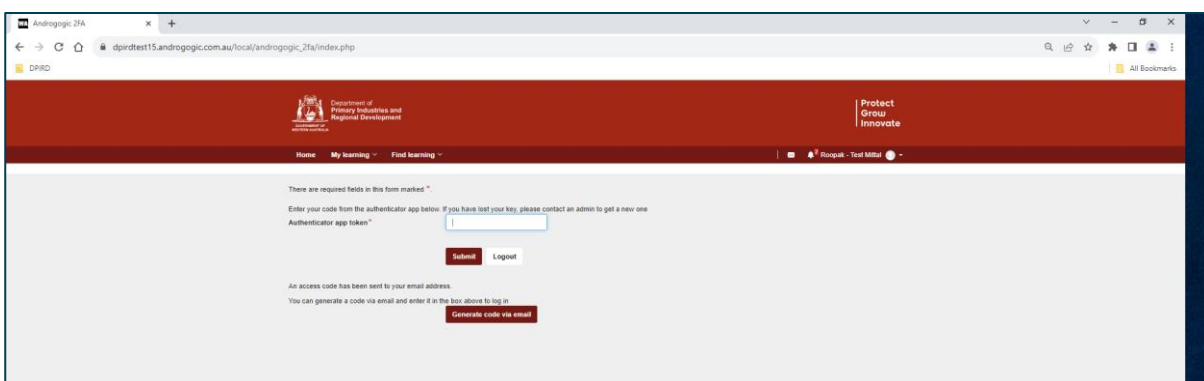
- Click on 'Continue'



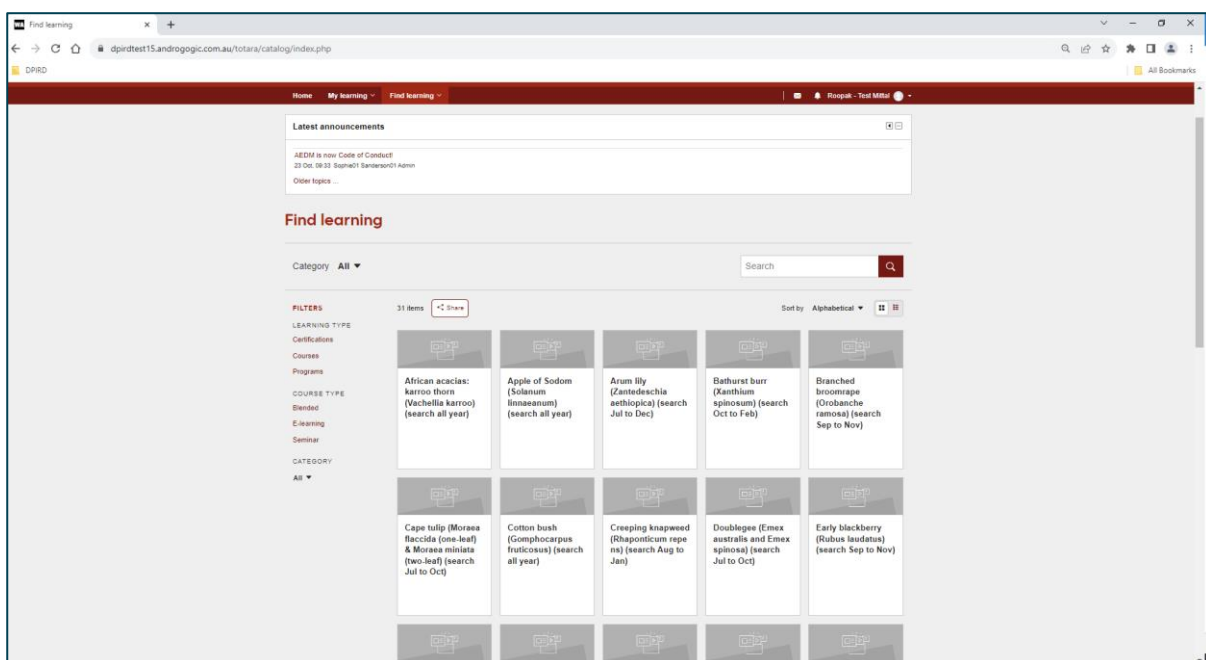
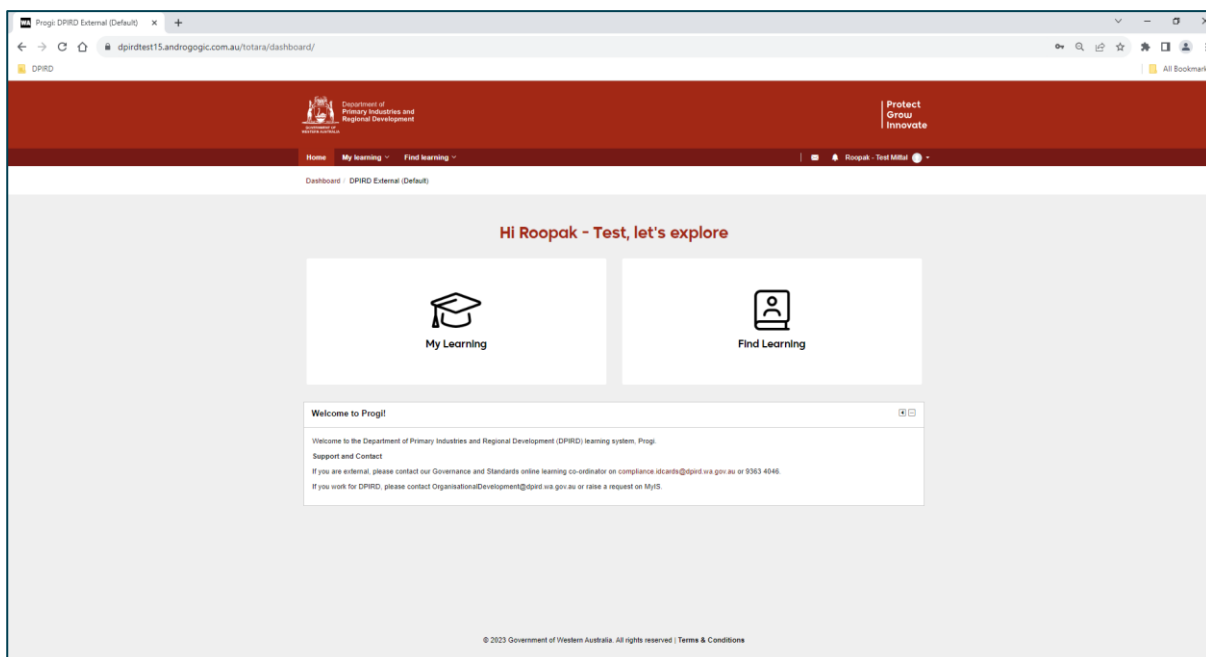
7. Check your registered email. You would have received an email received from LMS Admin asking you to confirm your new account by clicking on a web address – see below:



8. Click on the hyperlink in the email and follow the prompts.



9. Click on 'Generate code via Email' button and enter the OTP received in your email and click on 'Submit'.
10. Once you are logged in click on 'Find Learning' and look for the course you want to enrol in.



*Please note some courses may require an enrolment key to enrol.

Landholder 1080 and strychnine courses

Users will need an enrolment key to enter the landholder 1080 and landholder strychnine course.

In case the system asks:

- Landholder 1080 enrolment key: lh1080
- Landholder strychnine enrolment key: lhstrychnine

RHDV1-K5 course

Users will need an enrolment key to enter the course.

- The enrolment key to the RHDV1-K5 course: rhdv

Important Disclaimer

The Chief Executive Officer of the Department of Primary Industries and Regional Development and the State of Western Australia accept no liability whatsoever by reason of negligence or otherwise arising from the use or release of this information or any part of it.

Copyright © State of Western Australia (Department of Primary Industries and Regional Development), 2024.