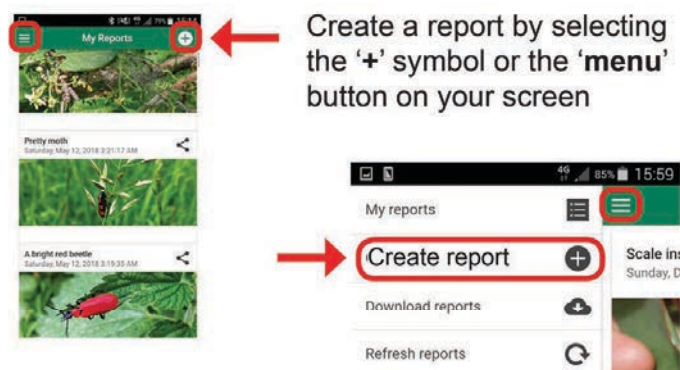


How to report a pest using the MyPestGuide® (MPG) Reporter app

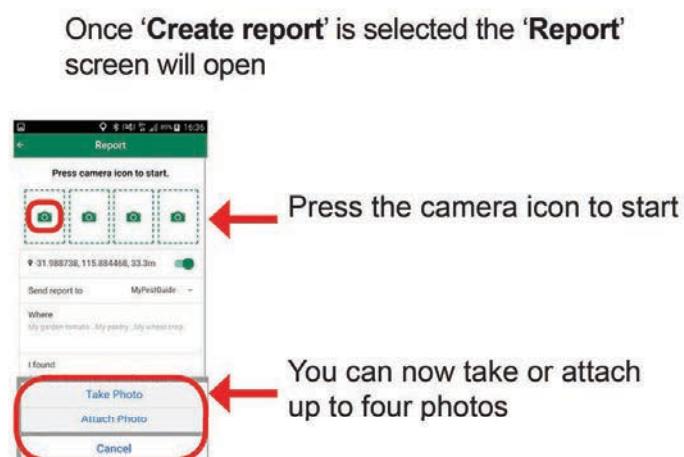
1. Open the app on your mobile device



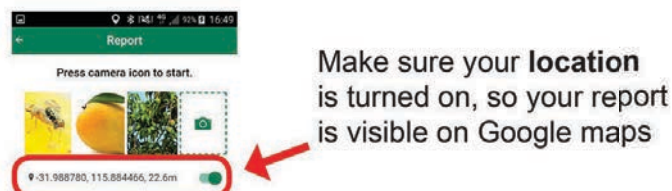
2. Create a report



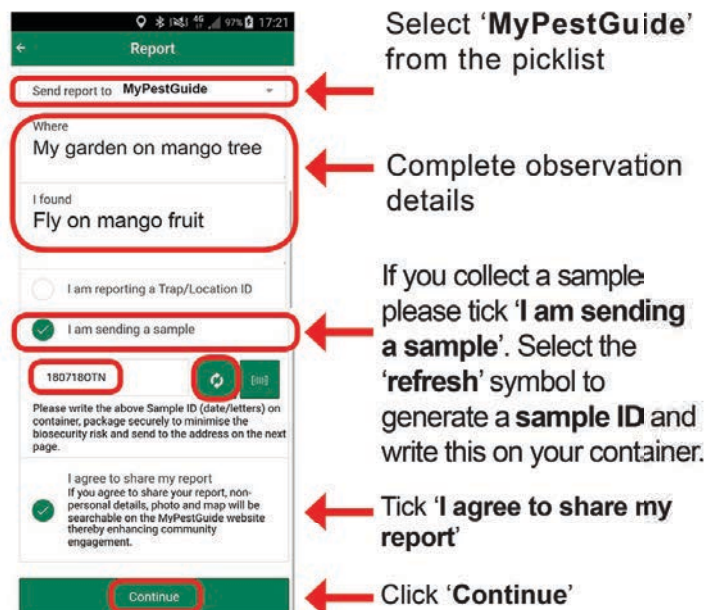
3. Take a photo



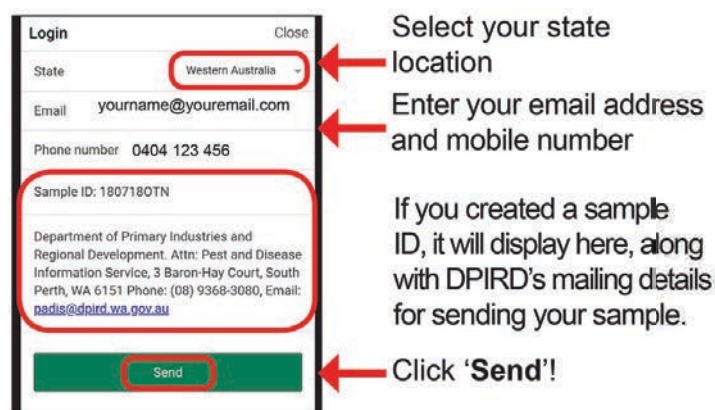
4. Location for Google maps viewing



5. Enter details about your observation



6. Confirm your contact details



Any reports you make using the app will be stored within the app for reference, along with our response.

Take photos and share them to the
MyPestGuide® Reporter app from your
device's photo gallery to make a report!

1. Take a photo with your mobile device



Open the camera on
your mobile device
and take a photo.

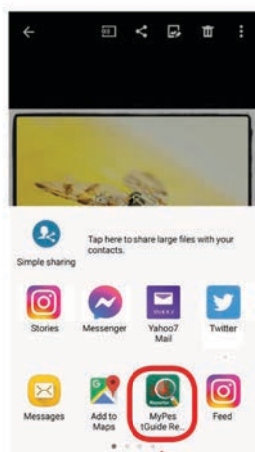


Open your photo gallery
and select the image
you have just taken.

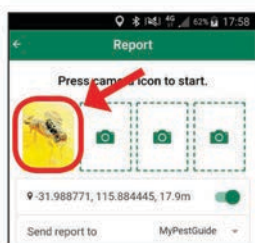
2. Share to MyPestGuide® Reporter to make a new report



Select the 'Share' icon



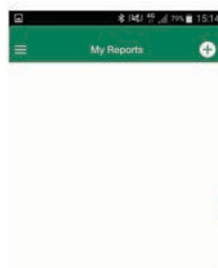
Select the 'MyPestGuide
Reporter' icon




The 'MyPestGuide Reporter'
app will automatically open
and your selected photo will
appear in a new report



3. Choose a MyPestGuide® report share it with your friends & family!



Select the
'Share' icon
and choose
from your
sharing app
options



Report your observations

MyPestGuide® Reporter
via app or online
mypestguide.agric.wa.gov.au

Pest and Disease Information Service
(08) 9368 3080
padis@dpird.wa.gov.au