

The MyPestGuide™ website and MPG Reporter app can be used to report your trap's location and any suspect wasps. It can also be employed to help identify other unfamiliar insects, pests or diseases. If you have adopted a surveillance trap, please follow these three steps:

1. Bait & hang it, 2. Map it, 3. Report it.

1. Bait & hang it

Bait with an ice-cube sized piece of non-oily fish every 1-2 weeks (December to May).



Hang in an easy to reach position in a shady tree where you walk past regularly.



2. Map it

Photograph your trap and record the location of your trap using the **MPG Reporter app** or the MPG website mypestguide.agric.wa.gov.au



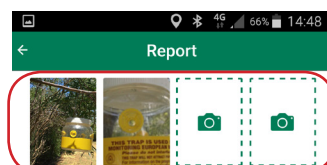
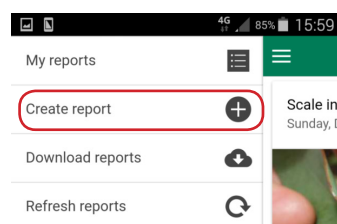
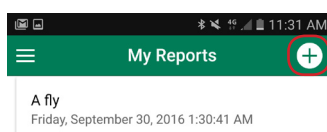
or



MPG Reporter app:

a) Open the app on your mobile device.

b) Create a report by selecting the '+' symbol or the 'menu' button on your screen.



c) Take or attach up to four photos.

d) Turn on 'location'.

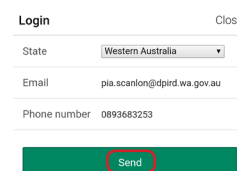
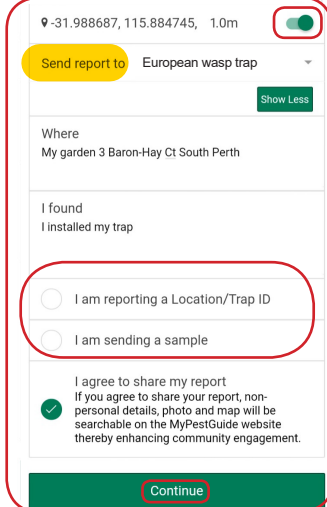
e) Select '**European wasp trap**' from the picklist and complete relevant details.

Press the 'Show More' button to see full project selection

← Disregard these two options.

f) Tick '**I agree to share my report**'.

g) Click '**Continue**'.



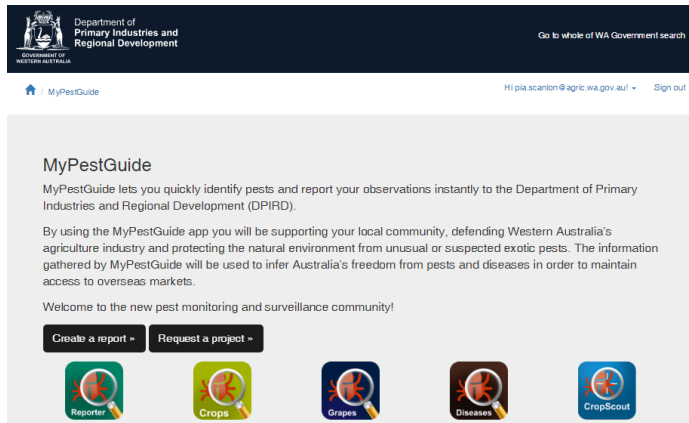
h) Click '**Send**'!

Any reports you make using the app will be stored within the app for reference along with our response.

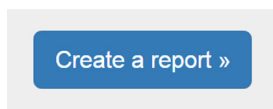


MPG website:

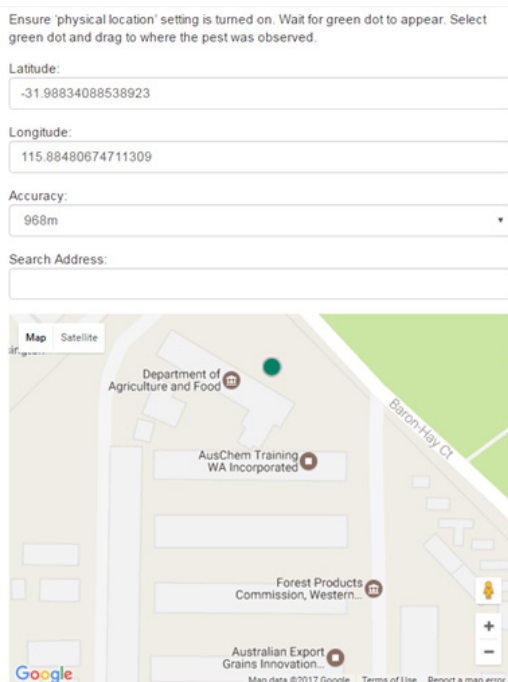
a) Go to **mypestguide.agric.wa.gov.au** and follow the instructions below.



b) Click on the **'Create a report'** button.



c) Ensure **'physical location'** setting is enabled in your browser.



State:
Western Australia

Email:
pia.scanlon@dpiird.wa.gov.au

Phone number:

d) Select your **state** and enter your **contact details**.

Send report to:
European wasp trap

e) Select **'European wasp trap'** from the pick list.

Where:
I was looking in... I.e. canola crop, wheat crop, my backyard, my silo.

I found:
I found a... I.e. beetle that had damaged my canola plants.

☐ I am reporting a Trap/Location ID

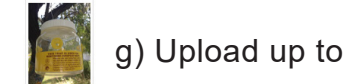
☐ I am sending a sample

← Disregard these two options.

☒ I agree to share this report
If you agree to share your report, non-personal details, photo and map will be searchable on the MyPestGuide website thereby enhancing community engagement.

f) Tick **'I agree to share my report'**.

Drop images here or [Click](#) to upload



g) Upload up to four photos.

Response:

☒ I'm not a machine

h) Tick **'I'm not a machine'** and click **'Send'**.

3. Report it

Report any suspect wasps or unfamiliar insects using the **MyPestGuide™ Reporter app**, go to **mypestguide.agric.wa.gov.au** or contact the Pest and Disease Information Service (PaDIS) on **(08) 9368 3080** or email **padis@dpiird.wa.gov.au**

